



 **Let's get detecting!**
Essential equipment for pond dippers.



Equipment: Sweep net
Used for: Catching pond life

Equipment: Pencils and paper
Used for: Drawing your finds and taking notes



TIP: Record the date, time, weather conditions and what you find, and if you visit again, see if you can spot the same creatures



Equipment: Container
Used for: Holding the creatures you catch

TIP: A clean, white tub will be best

Equipment: Magnifying glass
Used for: Getting up close to pond life



Equipment: Wellies
Used for: Keeping your feet clean and dry



Equipment: Plastic spoons
Used for: Carefully picking creatures up so you can see them in detail

Equipment: Camera
Used for: Recording your finds



TIP: Try using the zoom feature

Remember – don't go in the water (not even if you drop something!).

Feel free to copy and share this for personal and educational use – and don't forget there are loads more brilliant activities to download on our website!

woodlandtrust.org.uk/naturedetectives | 0330 333 5301 | naturedetectives@woodlandtrust.org.uk
 f Search for 'nature detectives' | t #NatureDetectives





Let's get detecting!
What will you find?

Going pond dipping is a bit like carrying out a scientific experiment! What will you discover, who will spot the biggest animal, will you find more frogs or fish...? Turn your pond dipping adventure into a scientific experiment by making some predictions about what you might find:

Your prediction

What you actually found

What shape will the pond be and how big will it be?

Will the pond be surrounded by trees? What species?

How many fish, frogs and minibeasts will you spot?

Don't forget to record what you actually found. Were your predictions correct?


Feel free to copy and share this for personal and educational use – and don't forget there are loads more brilliant activities to download on our website!

woodlandtrust.org.uk/naturedetectives | 0330 333 5301 | naturedetectives@woodlandtrust.org.uk

Search for 'nature detectives' | #NatureDetectives





 **Be a real Nature Detective!**
Record the pond life you found.



Take a photo of your finds.

How many different creatures did you spot?

Wow! You've uncovered some serious underwater wildlife on your pond dipping adventure, but what do you do now?



Draw your discoveries.

Write about the watery wildlife!

When you're finished, please put the pond life back where you found it.

Maybe you could be a real scientist and compare your predictions with what you spotted – were you right?

Feel free to copy and share this for personal and educational use – and don't forget there are loads more brilliant activities to download on our website!

woodlandtrust.org.uk/naturedetectives | 0330 333 5301 | naturedetectives@woodlandtrust.org.uk
 f Search for 'nature detectives' | [#NatureDetectives](https://twitter.com/NatureDetectives)





 **Safety tips.**
Have fun and stay safe by the water.

Everyone loves pond dipping – catching minibeasts, tiny fish and tadpoles is so much fun! But water can be dangerous, so it's important to stay safe. Follow our handy tips for happy dipping:

Don't lean too far over the water – you might lose your balance and fall in! Instead, try kneeling or standing sideways when you're dipping.

Be careful by the water's edge – it can be slippery.

Always go pond dipping with an adult.

Cover any cuts or grazes with a waterproof plaster to stop them getting infected.

Move away from the edge to examine your finds.

Don't go in the pond, even if you drop something – it might be deeper than it looks!



Always wash your hands with warm soapy water when you've finished!

Remember, don't touch the creatures you catch – carefully use your plastic spoons instead.

Stick to these useful tips and stay safe.

Feel free to copy and share this for personal and educational use – and don't forget there are loads more brilliant activities to download on our website!

woodlandtrust.org.uk/naturedetectives | 0330 333 5301 | naturedetectives@woodlandtrust.org.uk

 Search for 'nature detectives' |  #NatureDetectives





Let's get detecting!
Top tips for pond dippers.

1 Grab your gear!
Make sure you have the right equipment – use our checklist to mark off what you've got.

2 Get prepared.
Before you start dipping, fill your containers with pond water. That way, any creatures you catch will be happy while they wait for you to inspect them.

3 Find a good spot for dipping.
Stand sideways on by the edge of the pond, with your feet shoulder-width apart. If you feel a bit wobbly, try kneeling by the water instead. Remember not to lean too far in!

5 Examine what you've caught.
Carefully turn your net inside out and into one of your containers. Some of the creatures might be quite small; try using a spoon to gently lift them out of the water so you can get a closer look.

6 Be a real naturalist.
Draw or take photos of your discoveries.

4 Get dipping!
Hold your net tightly and sweep it through the water as if you're using it to draw a figure of eight (this is thought to catch more pond life than if you swept it back and forth!).

7 Send your new friends home.
When you've finished, make sure you put all the animals back where you found them. Remember to be careful around the water's edge!

8 Super spotter!
Try dipping in other parts of the pond – across the surface, in the weeds, in the gooey mud – to find other creatures. Don't forget to spot birds, dragonflies and other insects flying over the water.

Remember, don't touch the creatures you catch – carefully use your plastic spoons instead.

How many different species can you spot?

Feel free to copy and share this for personal and educational use – and don't forget there are loads more brilliant activities to download on our website!

woodlandtrust.org.uk/naturedetectives | 0330 333 5301 | naturedetectives@woodlandtrust.org.uk

f Search for 'nature detectives' | **t** #NatureDetectives





Let's go pond dipping.
 Spotted any underwater creatures?




Pond snail



Whirligig beetle



Pond skater



Frogspawn



Newt

Watery
 wildlife!



Tadpoles



Frog



Dragonfly



Damselfly



Water boatman

Not all these creatures live in water – spot some above and around the pond instead.

Feel free to copy and share this for personal and educational use – and don't forget there are loads more brilliant activities to download on our website!

woodlandtrust.org.uk/naturedetectives | 0330 333 5301 | naturedetectives@woodlandtrust.org.uk

f Search for 'nature detectives' | #NatureDetectives